




INSTITUTO DEPARTAMENTAL DE DEPORTE Y RECREACIÓN DEL QUINDIO  
EJECUCIÓN PRESUPUESTAL DE INGRESOS

Periodo	de	hasta	Mayo	de	2020									
Código	Rubro	Inicial	Adiciones	ucciones	Modificaciones	Definitivo o	Anterior	is	ResPer	Ingresos Per	Reconocimient	Ingresos Netos	Porc	Por Ingresar
1	INGRESOS	4,027,880,239	1,440,368,938	0	1,440,368,938	5,468,249,177	0	0	3,403,576,115	0.00	3,403,576,115	62.24	2,064,673,062	
11	INGRESOS CORRIENTES	3,997,880,239	0	0	0	3,997,880,239	0	0	1,953,974,051	0.00	1,953,974,051	48.88	2,043,906,188	
111	INGRESOS NO TRIBUTARIOS	3,000,000	0	0	0	3,000,000	0	0	0	0.00	0	0	3,000,000	
1111	OTRAS RENTAS	3,000,000	0	0	0	3,000,000	0	0	0	0.00	0	0	3,000,000	
111101	OTRAS RENTAS	3,000,000	0	0	0	3,000,000	0	0	0	0.00	0	0	3,000,000	
112	TRANSFERENCIAS DE CAPITAL	3,994,880,239	0	0	0	3,994,880,239	0	0	1,953,974,051	0.00	1,953,974,051	48.91	2,040,906,188	
1121	TRANSFERENCIAS DEPARTAMENTALES	3,994,880,239	0	0	0	3,994,880,239	0	0	1,953,974,051	0.00	1,953,974,051	48.91	2,040,906,188	
112103	APORTES DEL DEPARTAMENTO	821,316,151	0	0	0	821,316,151	0	0	236,018,994	0.00	236,018,994	28.74	585,297,157	
112105	CIGARRILLO NACIONAL Y EXTRANJERO 30% MUNICIPIOS	723,418,430	0	0	0	723,418,430	0	0	446,284,992	0.00	446,284,992	61.69	277,133,438	
112106	CIGARRILLOS NACIONALES Y EXTRANJEROS 70% FUNCIONAMIENTO	1,687,976,338	0	0	0	1,687,976,338	0	0	1,041,331,648	0.00	1,041,331,648	61.69	646,644,690	
112107	IPOCONSUMO	205,124,310	0	0	0	205,124,310	0	0	98,101,769	0.00	98,101,769	47.83	107,022,541	
112108	MONOPOLIO DEPORTE 3% DEL 1019 DE 2016	557,045,010	0	0	0	557,045,010	0	0	132,236,647	0.00	132,236,647	23.74	424,808,363	
12	RECURSOS DE CAPITAL	30,000,000	1,440,368,938	0	1,440,368,938	1,470,368,938	0	0	1,449,602,064	0.00	1,449,602,064	98.59	20,766,874	
123	RENDIMIENTOS FINANCIEROS	30,000,000	0	0	0	30,000,000	0	0	9,233,126	0.00	9,233,126	30.78	20,766,874	
1231	RENDIMIENTOS FINANCIEROS	30,000,000	0	0	0	30,000,000	0	0	9,233,126	0.00	9,233,126	30.78	20,766,874	
124	RECURSOS DEL BALANCE	0	1,440,368,938	0	1,440,368,938	1,440,368,938	0	0	1,440,368,938	0.00	1,440,368,938	100	0	
1241	TRANSFERENCIAS DEL DEPARTAMENTO	0	1,440,368,938	0	1,440,368,938	1,440,368,938	0	0	1,440,368,938	0.00	1,440,368,938	100	0	
124103	CIGARRILLO NACIONAL Y EXTRANJERO 30% MUNICIPIOS	0	348,605,598	0	348,605,598	348,605,598	0	0	348,605,598	0.00	348,605,598	100	0	
124104	CIGARRILLOS NACIONALES Y EXTRANJEROS 70% FUNCIONAMIENTO	0	913,558,600	0	913,558,600	913,558,600	0	0	913,558,600	0.00	913,558,600	100	0	
124106	APORTES DEL DEPARTAMENTO 1% ICLD	0	38,959,738	0	38,959,738	38,959,738	0	0	38,959,738	0.00	38,959,738	100	0	
124111	MONOPOLIO	0	70,097,994	0	70,097,994	70,097,994	0	0	70,097,994	0.00	70,097,994	100	0	
124112	IPOCONSUMO	0	23,454,045	0	23,454,045	23,454,045	0	0	23,454,045	0.00	23,454,045	100	0	
124113	RENDIMIENTOS FINANCIEROS 2019	0	18,733,896	0	18,733,896	18,733,896	0	0	18,733,896	0.00	18,733,896	100	0	
124114	RECURSOS DEL BALANCE IPOCONSUMO	0	1,440,769	0	1,440,769	1,440,769	0	0	1,440,769	0.00	1,440,769	100	0	
124115	RECURSOS DEL BALANCE 1% ICLD	0	4,974,260	0	4,974,260	4,974,260	0	0	4,974,260	0.00	4,974,260	100	0	
124116	APORTES DEPARTAMENTO 2019	0	10,490,816	0	10,490,816	10,490,816	0	0	10,490,816	0.00	10,490,816	100	0	
124117	RECURSOS DEL BALANCE CIGARRILLOS 70%	0	10,490,816	0	10,490,816	10,490,816	0	0	10,490,816	0.00	10,490,816	100	0	
124117	RECURSOS DEL BALANCE MONOPOLIO 2018	0	2,525,593	0	2,525,593	2,525,593	0	0	2,525,593	0.00	2,525,593	100	0	
124118	RECURSOS DEL BALANCE SUPERAVIT DEPARTAMENTO	0	7,527,628	0	7,527,628	7,527,628	0	0	7,527,628	0.00	7,527,628	100	0	

  
**FERNANDO AUGUSTO PANESO ZULUAGA**  
 Gerente General

  
**AMANDA MERCEDES SUAREZ ORTIZ**  
 Jefe Administrativo y Financiero

  
**MARIA LUDIBIA ARIAS GIRALDO**  
 Profesional Universitaria - tesorera